



FELT RADISH

INSPIRED BY THE TALE OF PETER RABBIT
BY BEATRIX POTTER



FELT INSTRUCTIONS



FELT RADISH

INSPIRED BY THE TALE OF PETER RABBIT BY BEATRIX POTTER

YOU WILL NEED:

- PINK, WHITE AND GREEN FELT
- PINK, WHITE AND GREEN THREAD
- WADDING / STUFFING



INSTRUCTIONS (MAKES 2 RADISHES)

1. CUT OUT THE TEMPLATES:
 - 2 SEMI-CIRCLE OF WHITE FELT
 - 2 SEMI-CIRCLE OF PINK FELT
 - 8 LEAF SHAPES OF GREEN FELT
2. STITCH OR DRAW LEAF DETAILS ONTO THE GREEN FELT LEAF SHAPES
3. STITCH THE SMALLER WHITE SEMI-CIRCLE ONTO THE LONG EDGE OF THE PINK SEMI-CIRCLE
4. TURN THE SEMI-CIRCLE OVER, AND STITCH THE OPPOSITE STRAIGHT EDGES TOGETHER
5. TURN THE CONES BACK OUT SO THE WHITE SEMI-CIRCLE IS ON THE OUTSIDE
6. SEW THE BOTTOMS OF 4 OF THE LEAF STALKS TOGETHER
7. SEW A LOOSE RUNNING STITCH ALONG THE OPEN EDGE OF THE RADISH, AND FILL WITH STUFFING / WADDING
8. STICK THE BOTTOM OF THE LEAF STALKS INTO THE TOP OF THE STUFFING
9. PULL THE RUNNING STITCH TIGHT AT THE TOP OF THE RADISH, KEEPING THE STUFFING AND LEAF STALKS INSIDE
10. SEW THE TOP CLOSED, ENSURING THE GREEN LEAF STALKS ARE SECURED



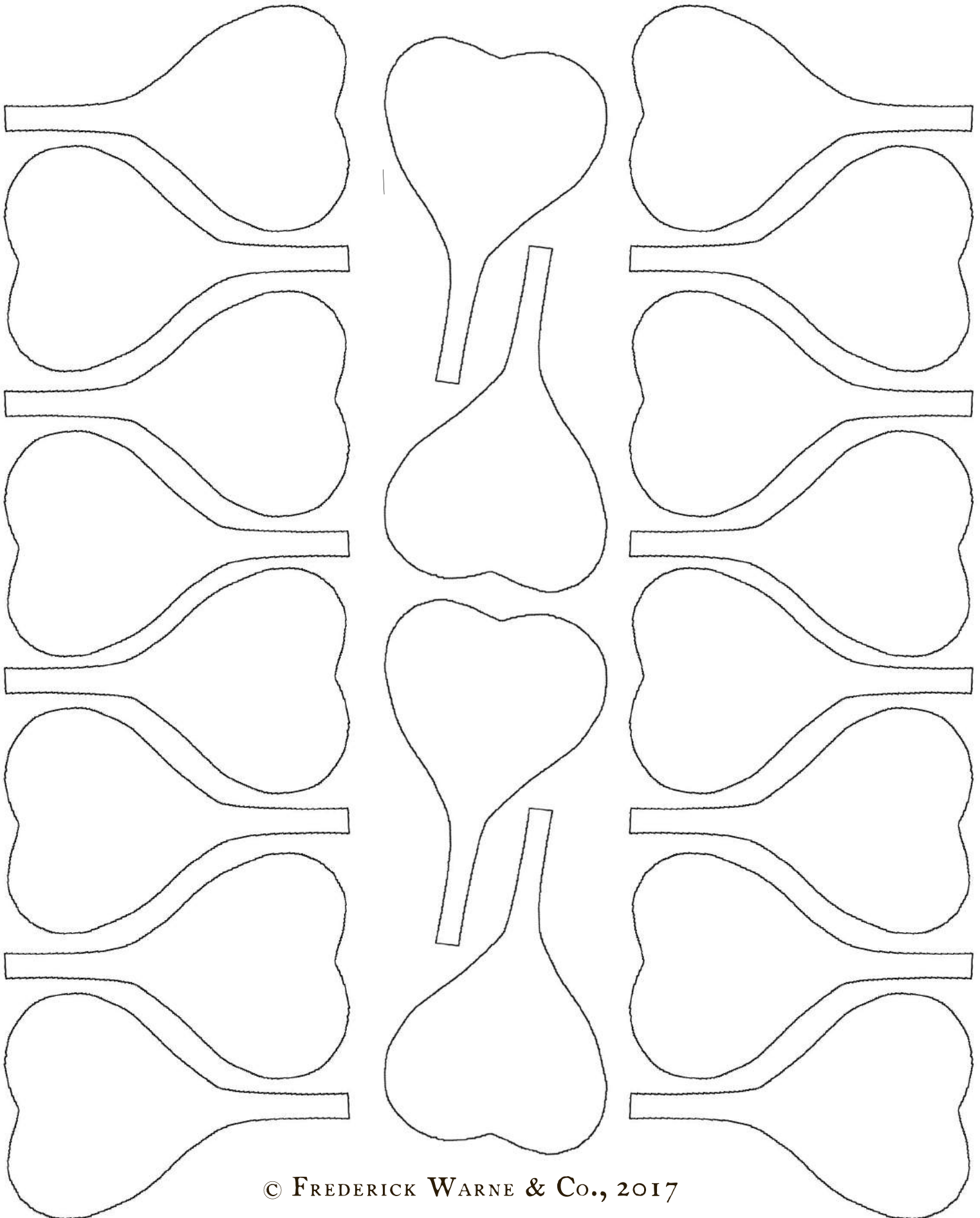
FELT RADISH

INSPIRED BY THE TALE OF PETER RABBIT
BY BEATRIX POTTER





LEAF TEMPLATES





RADISH TEMPLATES

